



Empowering Communities to Prevent Lead Poisoning Together

PRESENTED BY

CANDACE C. BUCKLEY, RRP

EXECUTIVE DIRECTOR, TOLEDO LEAD RESOURCE CENTER

LEARNING OBJECTIVE S

**Describe how
cross-sector
partnerships
strengthen housing
stability and prevent
lead poisoning**

**Identify at least two
strategies to improve
collaboration across
systems**

01

DATA

02

OUR COLLABORATION

03

PARTNERSHIP TOOLS

04

BUILDING COMMUNITY PARTNERSHIPS

AGENDA

PRE-PRESENTATI ON ASSESSMENT



OUR DATA VS. NATIONAL DATA

OUR COMMUNITY'S DATA

3,500

Children blood test reveal elevated lead levels

80%

Percent of our housing stock was built before 1978

31,500

Children under 6 in Lucas County

18,419

Children under 6 in Toledo, Ohio

References

Toledo Lead Safe – toledoleadsafe.com , Toledo-Lucas County Health Dept. – lucascountyhealth.com/lead-prevention-2

OUR STATE DATA

20,000-25,
000

Children blood test reveal elevated lead levels

67.1%


Percent of our housing stock was built before 1978

800,000

Children under 6 in Ohio

OUR COLLABORATION

TOLEDO LEAD POISONING PREVENTION COALITION



CROSS SECTOR COLLABORATION

The City of Toledo

Toledo-Lucas County Health Department

Toledo Lead Resource Center

The Fair Housing Center

Hospital System

Homelessness System


Public School System

Contractors

Legal Organizations

Nonprofit organizations involved with housing

CITY OF TOLEDO



INSPECTIONS





INFRASTRUCTURE
INVESTMENT



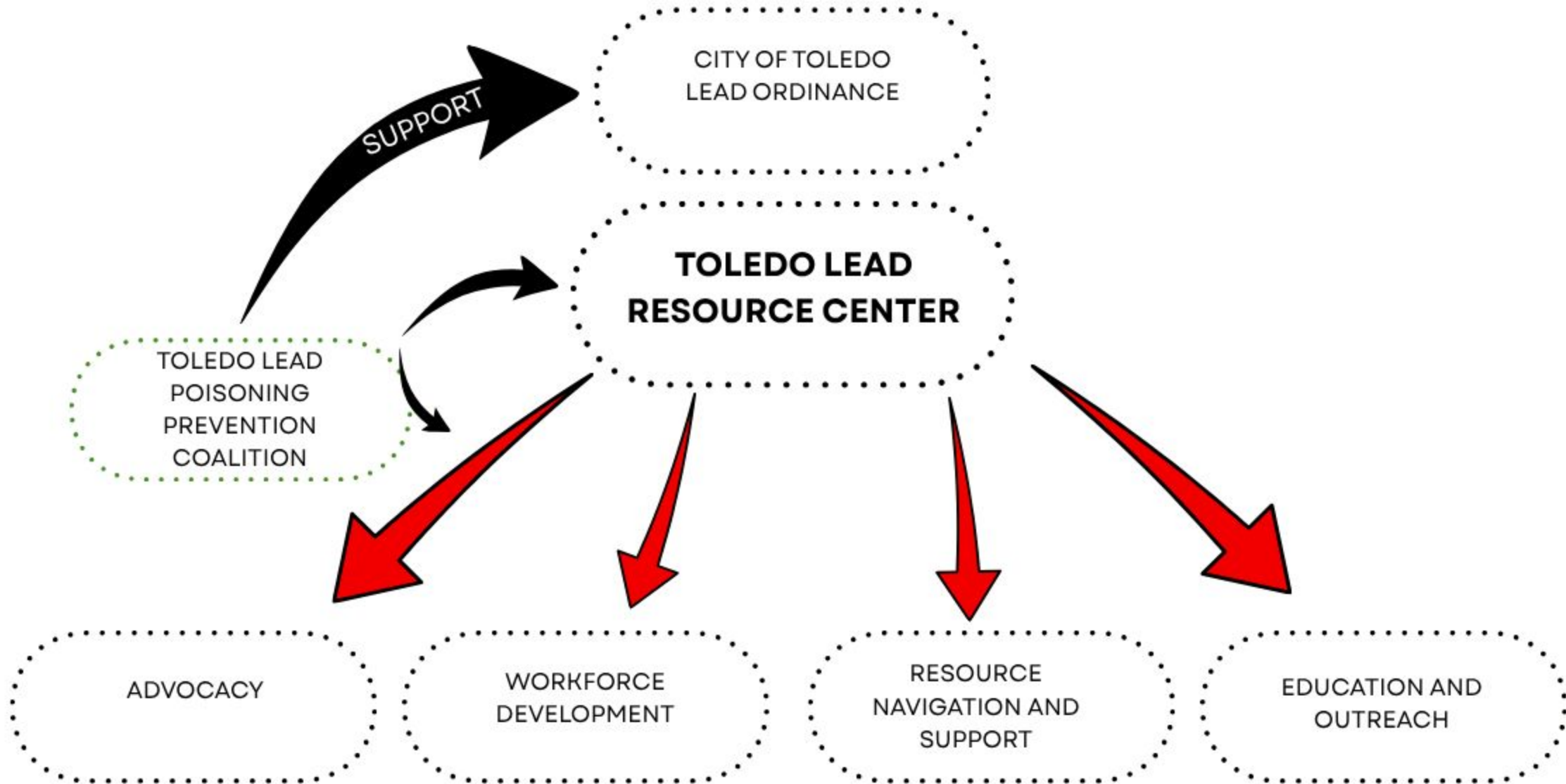
ORDINANCE
ENFORCMENT/COMPLIANCE

TOLEDO LEAD RESOURCE CENTER ROLE



WORKFORCE
DEVELOPMENT

OUR SERVICES AND COLLABORATION



OUR SHARED ACTION FRAMEWORK WORKS

Policy

Prevention

Education

Support

Accountability

Collaboration Strategies

01

Cross-Sector Partnership

02

Shared Data and Referral

03

Community-Driven Outreach
Collaboration

04

Governance and Coordination

05

Integrated Service Delivery
Navigation and Coordination

Lead Prevention: Progress and Gaps

01

1978 Lead Paint Ban

Federal ban reduced new residential paint exposures, but older housing stock still contains lead.

02

Safe Drinking Water Act

Limits strengthened for water systems, yet legacy service lines and plumbing remain risks.

03

Remediation Funding Gaps

Underfunding and slow enforcement leave many homes with persistent lead hazards.

04

Inconsistent Screening

State-by-state variation leads to missed testing and under-identification of cases.

05

Emerging Risks

New sources continue to appear, requiring ongoing monitoring and rapid response.

06

Need for National Strategy

Coordinated action can standardize screening, target remediation, and close prevention gaps.

References

1. Federal Lead Paint Ban. U.S. Environmental Protection Agency, Health, Safety, and Environment Division. <https://www.epa.gov/lead/federal-lead-paint-ban>. Accessed 2025-10-15.
2. Safe Drinking Water Act. U.S. Environmental Protection Agency. <https://www.epa.gov/sdwa>. Accessed 2025-10-15.
3. Lead Remediation Funding. U.S. Environmental Protection Agency. <https://www.epa.gov/lead/remediation-funding>. Accessed 2025-10-15.
4. Yu, D. (2025). Eco-Environment & Health, 4(3), PMC12274306

PARTNERSHIP TOOLS

ASSIGNED ROLES

- HELPS ACHIEVE
OUTCOMES
- GIVES CLARITY
- DISTRIBUTES
ACCOUNTABILITY

Building partnerships are mission critical for lead poisoning prevention.

Three areas of impact exposure can have on families:

- Health
- Educational outcomes
- Economic mobility

A Governance Charter Can Support System Strategy

- **SET RULES**
- **DEFINES DECISION MAKING**
- **DEFINES ROLES**
- **CLARIFIES ACCOUNTABILITY**

Partnership Agreements

- DEFINES GOALS AND SCOPE OF WORK
- CLARIFY ROLES
- DEFINES ROLES
- CLARIFIES ACCOUNTABILITY

When System Strategy tools are used effectively they support a coordinated effort.

- Coordinated Data Sharing
- Integrated Referrals
- Role and Responsibility Alignment
- Cross-System Review and Learning

KNOW THE DIFFERENCE

Side-by-Side Comparison	
Partnership Agreement	Affiliation Agreement
Shared work and goals	Association or connection
Defined joint roles	Separate roles
Mutual accountability	Limited accountability
Often project-based	Often ongoing or general
Requires active collaboration	Does not require collaboration

BUILDING COMMUNITY PARTNERSHIPS

UNDERSTAND WHERE YOUR ORGANIZATION 'S CAPACITY STARTS AND ENDS?

**UNDERSTANDING YOUR INTERNAL
CAPACITY, BEFORE BUILDING NEW
PARTNERSHIPS IS IMPORTANT.**

COMPLETE AN INTERNAL AUDIT:

- Review current Mission and Vision
- Review your organization goals and strategy
- Review your accountable chart (organization chart).
- Gain an understanding of where your capacity starts and ends.

IDENTIFY THE GAPS

BASED OFF YOUR ROLE IN THE
COMMUNITY, WHERE DO YOU SEE GAPS?

BUILD A RESOURCE MAPPING MATRIX

MAP EACH PARTNER'S STRENGTHS

Partnerships works best when:

- Your work compliments each other.
- Everyone has stated their capacity limitations.
- There is a communication plan in place.
- There is shared action and accountability.

GET FEEDBACK

WHEN BUILDING A SYSTEM YOUR
MEETINGS WITH POTENTIAL PARTNERS
SHOULD BE TARGETED AND INTENTIONAL

Gain feedback from:

- Local Government
- Local Health Department
- Major Hospital Systems
- Business Owners
- Community
- Public School Systems
- People with lived experience
- Funders

BUILD A PROACTIVE PREVENTION STRATEGY

Make sure it:

- Addresses the gaps
- Has shared Action
- Has shared accountability
- It is measurable

Relying on crises as catalysts
is an inherently reactive
strategy.

United Efforts for Lead-Safe Communities

Shared responsibility

Lead prevention works best when communities, public health, schools, and policymakers act together.

Understand risks

Clear, local information helps families recognize exposure sources and respond early.

Remove barriers

Culturally responsive outreach and tailored resources build trust and improve access.

Sustain justice

Ongoing partnership and advocacy protect vulnerable groups and deliver lasting environmental justice.

TAKE ACTION: EMPOWERING COMMUNITIES

- Build systems, not one-time efforts.
- Center the voice of the community and those with lived expertise.
- Be intentional from the first conversation, and in all communication with partners.
- Use data trends to help inform strategy and review data collaboratively a minimum of once a quarter.

Q & A

POST PRESENTATIO N ASSESSMENT



RESORCES

- <https://toledoleadsafe.com>
- <https://lucascountyhealth.com/lead-prevention-2>
- <https://www.cdc.gov/lead-prevention/community-stories/>
- <https://pmc.ncbi.nlm.nih.gov/articles/PMC12274306>
- <https://www.endinghomelessnessstoledo.org>
- <https://www.ohn.org/ohio-lead-hazards-2>
- Groundwork OHIO Early Childhood Data Dashboard February 2025

THANK YOU!

Candace C. Buckley

Phone: (419)724-3129

Email: cbuckley.toledoleadpprc@outlook.com

Website: www.toledoleadsafe.com